



The Bend Motorsports Park

Round 7 : December 3 - 5



ASBK.COM.AU f t i y

DUNLOP SUPERSPORT 300 CHAMPIONSHIP

Race 1

Date: 04/12/21
 Event: R01
 Weather: Mostly sunny - Temp: 21.5C
 Track: Dry - Temp: 43.7C

Started at: 14:57:59
 Laps: 7
 Starters: 28
 Printed at: 15:22

PROVISIONAL CLASSIFICATION

Pos	No	Name	Machine	Laps	Race Time	Behind Leader	Behind Prev	Fastest Lap	On Lap	Top Speed
1	69	Archie McDONALD (NSW) / ProGP Racing Junior Team / GB Racing / Bonamici Racing / Signpro / JDS Moto	Yamaha YZF-R3	7	15:14.793			2:09.650	2	188
2	59	Tom DRANE (NSW) / Construction Supply Specialists / IC Cons / MD Steel	Yamaha YZF-R3	7	15:18.271	3.478	3.478	2:10.176	7	194
3	72	Ben BAKER (NSW) / YRD Yamaha / Shoei / SCK / Utech Designs / West Sliders / Maxima Oils	Yamaha YZF-R3	7	15:18.532	3.739	.261	2:09.951	3	194
4	16	James JACOBS (NSW) / X-Lite / Nedlands Studio / Bridgestone / Lucas Oils / EK Chains / Mototrack	Kawasaki Ninja	7	15:18.797	4.004	.265	2:10.015	5	199
5	22	Zac JOHNSON (VIC) / Johnson Racing Team / Rebuilder / Prebuild Solutions / The Grinning Dingo	Kawasaki Ninja	7	15:18.851	4.058	.054	2:10.303	6	197
6	36	Angus GRENFELL (VIC) / ABU Engineering/ Peek Visual / Ricondi / Earmold Aust.	Yamaha YZF-R3	7	15:26.112	11.319	7.261	2:09.698	4	194
7	121	Reece OUGHTRED (VIC) / Moto GC / Dynoverks / Sign Pro / The Jags / LS2 Helmets / Motul / Cykel	Yamaha YZF-R3	7	15:27.083	12.290	.971	2:10.922	5	196
8	3	Cameron DUNKER (NSW) / GTR MotoStars Team / RS+C / Doctor Mak / YRD / Motul / Pirelli	Yamaha YZF-R3	7	15:27.347	12.554	.264	2:10.547	2	195
9	11	Brandon DEMMERY (NSW) / Motocity / Mini Rev Heads	Yamaha YZF-R3	7	15:27.467	12.674	.120	2:10.581	5	195
10	25	Brodie GAWITH (VIC) / Rocondi / AGV Helmets / TCX	Yamaha YZF-R3	7	15:27.731	12.938	.264	2:10.023	5	201
11	35	Varis FLEMING (VIC) / MotoGo / Suspension Pro / Taichi / Kit / RTF Building Services / Berwick Thai	Yamaha YZF-R3	7	15:27.791	12.998	.060	2:11.085	5	196
12	66	Mitchell SIMPSON (SA) / Simpson Crash / Simpson Signs	Yamaha YZF-R3	7	15:27.970	13.177	.179	2:10.766	5	194
13	91	Taiyo AKSU (QLD) / Ricondi	Yamaha YZF-R3	7	15:28.088	13.295	.118	2:10.991	5	196
14	88	Joseph MARINIELLO (VIC) / Traction Control M-sport / Race4James / RST Moto / HJC Helmets	Kawasaki Ninja	7	15:28.745	13.952	.657	2:10.643	5	195
15	51	Sam PEZZETTA (SA) / Unitech Racing / Remo Contractors / SA Profiling / AUS Crush & Recycle	Yamaha YZF-R3	7	15:39.026	24.233	10.281	2:12.459	2	193
16	355	Laura BROWN (NSW) / Bikebiz	Yamaha YZF-R3	7	15:39.181	24.388	.155	2:12.919	7	198
17	13	Jordan SIMPSON (SA) / Simpson Crash / Simpson Signs	Yamaha YZF-R3	7	15:39.403	24.610	.222	2:12.915	2	193
18	12	Henry SNELL (QLD) / Ricondi / AGV / TXC	Yamaha YZF-R3	7	15:47.931	33.138	8.528	2:13.629	6	194
19	97	Peter NERLICH (VIC) / Proworx Racing	Kawasaki Ninja	7	15:48.140	33.347	.209	2:13.851	5	196
20	279	Hayden NELSON (NSW)	Yamaha YZF-R3	7	15:48.278	33.485	.138	2:13.685	6	196
21	58	Lucas QUINN (QLD)	Yamaha YZF-R3	7	15:48.414	33.621	.136	2:13.743	2	197
22	63	Clay CLEGG (NSW) / Akubra / Williamson Bros / Mavin Truck Centre / Central West Electrical	Yamaha YZF-R3	7	15:48.556	33.763	.142	2:13.698	7	195
23	32	Jai RUSSO (NSW) / Russo Performance / YRD Yamaha / GTR MotoStars / Ricondi / AGV / TCX	Yamaha YZF-R3	7	15:48.726	33.933	.170	2:13.559	7	195
24	95	Matthew RINDEL (VIC) / Stay Upright / Gears Racing / Mick Hone M-cycles / The Grinning Dingo / Shoei	Yamaha YZF-R3	7	15:52.282	37.489	3.556	2:14.742	6	195

Scott Laing
 Chief Timekeeper - Scott Laing

Tom Williams
 Race Director - Tom Williams

Paul Hinds
 Clerk of Course - Paul Hinds



www.computime.com.au
 COMPUTIME RACE TIMING SYSTEMS PTY LTD





The Bend Motorsports Park

Round 7 : December 3 - 5



ASBK.COM.AU

DUNLOP SUPERSPORT 300 CHAMPIONSHIP

Race 1

Date: 04/12/21
 Event: R01
 Weather: Mostly sunny - Temp: 21.5C
 Track: Dry - Temp: 43.7C

Started at: 14:57:59
 Laps: 7
 Starters: 28
 Printed at: 15:22

PROVISIONAL CLASSIFICATION

Pos	No	Name	Machine	Laps	Race Time	Behind Leader	Behind Prev	Fastest Lap	On Lap	Top Speed
25	45	Jamie PORT (VIC) / Yamaha / AGV / Pirelli / Motul / Ricondi	Yamaha YZF-R3	7	15:56.463	41.670	4.181	2:14.529	7	188
26	57	Cooper ROWNTREE (SA) / Anytime Fitness	Yamaha YZF-R3	7	15:57.486	42.693	1.023	2:14.936	6	186
27	39	Glenn NELSON (QLD) / Buddys Pest Control / Dynoverks / XXX Suspension / Always Livin	Yamaha YZF-R3	7	16:39.570	1:24.777	42.084	2:09.609	2	188
DNF	50	Carter THOMPSON (NSW) / GTR MotoStars Team / RS+C / Motostars / Doctor Mak / YRD / Motul / Pirelli	Yamaha YZF-R3	3	6:31.704	3 Laps		2:09.214	2	186

Fastest Lap was 2:09.214 by Carter THOMPSON (NSW)

New race lap record for SS300 class - Previous: 2:09.871 by Locky TAYLOR (QLD) on a Yamaha YZF-R3 set on 22/04/18

The results are provisional until the end of the time limit for protests and appeals.

Chief Timekeeper - Scott Lang

Race Director - Tom Williams

Clerk of Course - Paul Hinds



www.computime.com.au
 COMPUTIME RACE TIMING SYSTEMS PTY LTD





The Bend Motorsports Park

Round 7 : December 3 - 5



ASBK.COM.AU f t i y

DUNLOP SUPERSPORT 300 CHAMPIONSHIP

Race 1

Date: 04/12/21
 Event: R01
 Weather: Mostly sunny - Temp: 21.5C
 Track: Dry - Temp: 43.7C

Started at: 14:57:59
 Laps: 7
 Starters: 28
 Printed at: 15:22


PROVISIONAL LAP TIMES

No	Name	Lap 1	Lap 2	Lap 3	Lap 4	Lap 5	Lap 6	Lap 7
3	Cameron DUNKER (NSW)	2:18.700	2:10.547	2:12.386	2:11.635	2:10.854	2:12.152	2:11.073
11	Brandon DEMMERY (NSW)	2:17.782	2:11.234	2:12.442	2:11.070	2:10.581	2:12.235	2:12.123
12	Henry SNELL (QLD)	2:21.900	2:14.254	2:15.043	2:14.981	2:14.204	2:13.629	2:13.920
13	Jordan SIMPSON (SA)	2:20.014	2:12.915	2:13.248	2:13.157	2:13.633	2:13.440	2:12.996
16	James JACOBS (NSW)	2:15.944	2:10.854	2:10.396	2:10.207	2:10.015	2:10.404	2:10.977
22	Zac JOHNSON (VIC)	2:15.525	2:10.307	2:10.810	2:10.922	2:10.635	2:10.303	2:10.349
25	Brodie GAWITH (VIC)	2:19.554	2:12.422	2:11.566	2:10.918	2:10.023	2:11.464	2:11.784
32	Jai RUSSO (NSW)	2:22.340	2:15.268	2:14.188	2:14.588	2:14.024	2:14.759	2:13.559
35	Varis FLEMING (VIC)	2:17.383	2:11.370	2:11.386	2:11.418	2:11.085	2:13.430	2:11.719
36	Angus GRENFELL (VIC)	2:15.358	2:11.094	2:10.397	2:09.698	2:11.905	2:09.983	2:17.677
39	Glenn NELSON (QLD)	2:13.613	2:09.609	2:10.555	3:28.045	2:13.646	2:12.525	2:11.577
45	Jamie PORT (VIC)	2:23.309	2:16.048	2:16.183	2:16.293	2:15.207	2:14.894	2:14.529
50	Carter THOMPSON (NSW)	2:12.887	2:09.214	2:09.603				
51	Sam PEZZETTA (SA)	2:19.939	2:12.459	2:12.945	2:13.426	2:13.570	2:13.395	2:13.292
57	Cooper ROWNTREE (SA)	2:23.570	2:15.962	2:16.156	2:16.130	2:15.561	2:14.936	2:15.171
58	Lucas QUINN (QLD)	2:19.144	2:13.743	2:14.209	2:17.790	2:15.706	2:14.049	2:13.773
59	Tom DRANE (NSW)	2:15.189	2:10.215	2:10.704	2:10.751	2:10.212	2:11.024	2:10.176
63	Clay CLEGG (NSW)	2:22.637	2:15.171	2:14.733	2:14.466	2:13.913	2:13.938	2:13.698
66	Mitchell SIMPSON (SA)	2:17.086	2:11.883	2:12.827	2:11.030	2:10.766	2:12.282	2:12.096
69	Archie McDONALD (NSW)	2:13.634	2:09.650	2:10.279	2:09.949	2:10.213	2:09.767	2:11.301
72	Ben BAKER (NSW)	2:15.081	2:11.111	2:09.951	2:10.866	2:10.125	2:11.085	2:10.313
88	Joseph MARINIELLO (VIC)	2:18.369	2:11.637	2:11.845	2:11.780	2:10.643	2:12.300	2:12.171
91	Taiyo AKSU (QLD)	2:17.614	2:12.569	2:11.938	2:12.625	2:10.991	2:11.159	2:11.192
95	Matthew RINDEL (VIC)	2:21.637	2:15.625	2:15.031	2:15.535	2:14.890	2:14.742	2:14.822
97	Peter NERLICH (VIC)	2:21.536	2:15.094	2:14.903	2:14.720	2:13.851	2:14.135	2:13.901
121	Reece OUGHTRED (VIC)	2:16.866	2:11.746	2:12.489	2:11.276	2:10.922	2:12.430	2:11.354
279	Hayden NELSON (NSW)	2:22.050	2:15.009	2:14.595	2:15.018	2:14.072	2:13.685	2:13.849
355	Laura BROWN (NSW)	2:17.998	2:13.476	2:13.972	2:13.813	2:13.438	2:13.565	2:12.919

The results are provisional until the end of the time limit for protests and appeals.


 Chief Timekeeper - Scott Laing


 Race Director - Tom Williams


 Clerk of Course - Paul Hinds



www.computime.com.au
 COMPUTIME RACE TIMING SYSTEMS PTY LTD





The Bend Motorsports Park

Round 7 : December 3 - 5



ASBK.COM.AU f t i y

DUNLOP SUPERSPORT 300 CHAMPIONSHIP

Race 1

Date: 04/12/21
 Event: R01
 Weather: Mostly sunny - Temp: 21.5C
 Track: Dry - Temp: 43.7C

Started at: 14:57:59
 Laps: 7
 Starters: 28
 Printed at: 15:22

PROVISIONAL SPLIT TIMES

Lap	Split 1	Split 2	Split 3	Split 4	Lap Time	Spd	Lap	Split 1	Split 2	Split 3	Split 4	Lap Time	Spd
3 Cameron DUNKER (NSW) (8th)							22 Zac JOHNSON (VIC) (5th)						
1	35.745	37.394	32.683	32.878	2:18.700	168	1	33.836	36.420	32.546	32.723	2:15.525	163
2	29.333	36.404	31.999	32.811	2:10.547	190	2	29.006	36.573	32.062	32.666	2:10.307	194
3	29.493	37.015	32.839	33.039	2:12.386	193	3	29.075	36.223	32.864	32.648	2:10.810	191
4	29.648	37.166	32.162	32.659	2:11.635	188	4	29.241	36.790	32.370	32.521	2:10.922	189
5	29.388	36.364	32.162	32.940	2:10.854	189	5	29.195	36.086	32.221	33.133	2:10.635	197
6	29.311	36.563	32.944	33.334	2:12.152	194	6	28.659	36.230	32.631	32.783	2:10.303	193
7	29.465	36.533	32.540	32.535	2:11.073	195	7	29.299	36.385	32.121	32.544	2:10.349	194
11 Brandon DEMMERY (NSW) (9th)							25 Brodie GAWITH (VIC) (10th)						
1	35.183	36.930	32.378	33.291	2:17.782	163	1	35.798	37.499	33.039	33.218	2:19.554	168
2	29.528	36.412	32.100	33.194	2:11.234	195	2	29.390	36.969	32.372	33.691	2:12.422	197
3	30.018	36.434	32.983	33.007	2:12.442	189	3	29.454	36.568	32.682	32.862	2:11.566	192
4	29.758	36.639	31.981	32.692	2:11.070	187	4	29.371	36.272	32.554	32.721	2:10.918	188
5	29.076	36.560	32.235	32.710	2:10.581	192	5	28.836	36.195	32.228	32.764	2:10.023	192
6	29.330	37.055	32.779	33.071	2:12.235	190	6	28.607	36.781	32.908	33.168	2:11.464	201
7	29.523	37.186	32.639	32.775	2:12.123	187	7	29.227	36.698	32.547	33.312	2:11.784	194
12 Henry SNELL (QLD) (18th)							32 Jai RUSSO (NSW) (23th)						
1	36.548	37.937	33.095	34.320	2:21.900	173	1	36.832	38.172	33.188	34.148	2:22.340	163
2	30.344	37.406	32.748	33.756	2:14.254	194	2	30.026	37.909	33.359	33.974	2:15.268	193
3	30.186	37.664	33.716	33.477	2:15.043	188	3	29.989	37.253	33.424	33.522	2:14.188	189
4	30.631	37.336	33.411	33.603	2:14.981	185	4	30.432	37.622	33.143	33.391	2:14.588	183
5	30.153	36.975	33.744	33.332	2:14.204	186	5	29.999	37.198	33.205	33.622	2:14.024	186
6	29.830	37.118	32.992	33.689	2:13.629	192	6	30.316	37.391	33.107	33.945	2:14.759	190
7	29.938	37.192	33.196	33.594	2:13.920	189	7	30.079	37.087	33.033	33.360	2:13.559	195
13 Jordan SIMPSON (SA) (17th)							35 Varis FLEMING (VIC) (11th)						
1	36.098	37.479	33.178	33.259	2:20.014	164	1	34.480	36.454	33.053	33.396	2:17.383	168
2	29.789	36.694	32.886	33.546	2:12.915	191	2	29.564	36.193	32.518	33.095	2:11.370	191
3	29.905	37.391	32.844	33.108	2:13.248	193	3	29.513	36.454	32.567	32.852	2:11.386	191
4	30.076	37.070	32.836	33.175	2:13.157	178	4	29.864	36.517	32.314	32.723	2:11.418	184
5	29.798	37.336	33.075	33.424	2:13.633	189	5	29.775	36.384	32.321	32.605	2:11.085	184
6	29.698	37.329	32.867	33.546	2:13.440	188	6	29.565	37.544	32.840	33.481	2:13.430	188
7	29.574	37.009	32.965	33.448	2:12.996	190	7	29.537	36.828	32.646	32.708	2:11.719	196
16 James JACOBS (NSW) (4th)							36 Angus GRENFELL (VIC) (6th)						
1	34.570	36.196	32.456	32.722	2:15.944	166	1	33.280	36.556	32.552	32.970	2:15.358	166
2	29.496	36.205	32.272	32.881	2:10.854	196	2	29.675	36.239	32.450	32.730	2:11.094	190
3	28.898	36.281	32.639	32.578	2:10.396	199	3	29.393	36.248	32.161	32.595	2:10.397	189
4	29.236	36.150	32.335	32.486	2:10.207	197	4	29.204	36.070	31.975	32.449	2:09.698	190
5	29.240	36.111	32.206	32.458	2:10.015	196	5	29.481	36.313	31.865	34.246	2:11.905	180
6	28.968	36.319	32.328	32.789	2:10.404	195	6	28.759	36.009	32.412	32.803	2:09.983	193
7	29.574	36.488	32.148	32.767	2:10.977	190	7	29.184	36.309	1:12.184		2:17.677	194

Scott Laing
 Chief Timekeeper - Scott Laing

Tom Williams
 Race Director - Tom Williams

Paul Hinds
 Clerk of Course - Paul Hinds





The Bend Motorsports Park

Round 7 : December 3 - 5



ASBK.COM.AU f t i y

DUNLOP SUPERSPORT 300 CHAMPIONSHIP

Race 1

Date: 04/12/21
 Event: R01
 Weather: Mostly sunny - Temp: 21.5C
 Track: Dry - Temp: 43.7C

Started at: 14:57:59
 Laps: 7
 Starters: 28
 Printed at: 15:22

PROVISIONAL SPLIT TIMES

Lap	Split 1	Split 2	Split 3	Split 4	Lap Time	Spd	Lap	Split 1	Split 2	Split 3	Split 4	Lap Time	Spd
39 Glenn NELSON (QLD) (27th)							4	30.284	37.237	36.607	33.662	2:17.790	181
1	33.400	36.023	31.632	32.558	2:13.613	164	5	30.513	37.617	34.197	33.379	2:15.706	182
2	29.046	36.173	31.676	32.714	2:09.609	188	6	30.037	37.100	33.090	33.822	2:14.049	193
3	29.609	36.399	32.140	32.407	2:10.555	183	7	29.509	37.589	33.148	33.527	2:13.773	197
4	29.069	1:49.931	34.774	34.271	3:28.045	188	59 Tom DRANE (NSW) (2nd)						
5	30.113	37.329	32.958	33.246	2:13.646	183	1	33.607	36.520	32.184	32.878	2:15.189	168
6	29.593	37.089	32.808	33.035	2:12.525	188	2	29.212	36.500	32.042	32.461	2:10.215	187
7	29.397	36.901	32.440	32.839	2:11.577	188	3	29.297	36.336	32.534	32.537	2:10.704	187
45 Jamie PORT (VIC) (25th)							4	29.570	36.228	32.527	32.426	2:10.751	187
1	37.068	38.158	33.639	34.444	2:23.309	171	5	29.493	35.989	32.174	32.556	2:10.212	184
2	30.442	37.694	33.626	34.286	2:16.048	188	6	29.524	36.300	32.314	32.886	2:11.024	190
3	30.445	37.769	33.971	33.998	2:16.183	185	7	29.095	36.488	32.134	32.459	2:10.176	194
4	30.725	38.173	33.502	33.893	2:16.293	181	63 Clay CLEGG (NSW) (22th)						
5	30.093	37.630	33.672	33.812	2:15.207	183	1	36.758	38.087	33.685	34.107	2:22.637	169
6	30.061	37.538	33.488	33.807	2:14.894	183	2	30.182	37.743	33.385	33.861	2:15.171	191
7	29.962	37.628	33.379	33.560	2:14.529	185	3	30.025	37.754	33.424	33.530	2:14.733	194
50 Carter THOMPSON (NSW) (DNF)							4	30.149	37.627	33.210	33.480	2:14.466	188
1	32.670	36.454	31.595	32.168	2:12.887	164	5	30.027	37.403	33.285	33.198	2:13.913	189
2	29.153	36.321	31.543	32.197	2:09.214	186	6	30.037	36.973	33.136	33.792	2:13.938	195
3	29.341	36.278	31.950	32.034	2:09.603	185	7	29.671	37.495	33.079	33.453	2:13.698	194
51 Sam PEZZETTA (SA) (15th)							66 Mitchell SIMPSON (SA) (12th)						
1	36.070	37.409	33.128	33.332	2:19.939	169	1	35.084	36.289	32.703	33.010	2:17.086	165
2	29.570	36.838	32.755	33.296	2:12.459	193	2	29.188	36.219	31.978	34.498	2:11.883	191
3	29.552	37.071	33.174	33.148	2:12.945	192	3	29.595	36.740	33.420	33.072	2:12.827	191
4	29.764	37.189	33.081	33.392	2:13.426	187	4	29.731	36.614	32.089	32.596	2:11.030	194
5	29.994	37.193	33.154	33.229	2:13.570	183	5	29.348	36.616	32.232	32.570	2:10.766	185
6	30.181	37.054	32.859	33.301	2:13.395	187	6	29.075	36.936	33.010	33.261	2:12.282	191
7	29.771	37.110	32.908	33.503	2:13.292	187	7	29.995	36.700	32.651	32.750	2:12.096	193
57 Cooper ROWNTREE (SA) (26th)							69 Archie McDONALD (NSW) (1st)						
1	37.296	38.105	33.775	34.394	2:23.570	168	1	32.877	36.438	31.956	32.363	2:13.634	164
2	30.365	37.641	33.773	34.183	2:15.962	184	2	29.261	36.119	31.655	32.615	2:09.650	188
3	29.998	37.882	33.987	34.289	2:16.156	186	3	29.443	36.363	32.032	32.441	2:10.279	183
4	30.353	37.962	33.811	34.004	2:16.130	179	4	29.538	36.384	31.682	32.345	2:09.949	181
5	30.416	37.489	33.860	33.796	2:15.561	182	5	29.525	36.337	31.922	32.429	2:10.213	182
6	30.084	37.603	33.405	33.844	2:14.936	184	6	29.275	36.445	31.639	32.408	2:09.767	184
7	30.040	37.479	33.535	34.117	2:15.171	184	7	29.223	36.697	32.179	33.202	2:11.301	187
58 Lucas QUINN (QLD) (21th)							72 Ben BAKER (NSW) (3rd)						
1	35.656	37.124	33.299	33.065	2:19.144	166	1	33.166	36.475	32.539	32.901	2:15.081	164
2	29.743	37.314	33.047	33.639	2:13.743	191	2	29.632	36.295	32.561	32.623	2:11.111	188
3	29.980	37.267	33.415	33.547	2:14.209	191	3	28.921	36.183	32.524	32.323	2:09.951	194

Scott Laing
 Chief Timekeeper - Scott Laing

Tom Williams
 Race Director - Tom Williams

Paul Hinds
 Clerk of Course - Paul Hinds





The Bend Motorsports Park

Round 7 : December 3 - 5



ASBK.COM.AU f t i y

DUNLOP SUPERSPORT 300 CHAMPIONSHIP

Race 1

Date: 04/12/21
 Event: R01
 Weather: Mostly sunny - Temp: 21.5C
 Track: Dry - Temp: 43.7C

Started at: 14:57:59
 Laps: 7
 Starters: 28
 Printed at: 15:22

PROVISIONAL SPLIT TIMES

Lap	Split 1	Split 2	Split 3	Split 4	Lap Time	Spd	Lap	Split 1	Split 2	Split 3	Split 4	Lap Time	Spd
4	29.279	36.600	32.595	32.392	2:10.866	187	3	30.034	37.717	33.488	33.664	2:14.903	189
5	28.875	36.641	32.242	32.367	2:10.125	187	4	30.081	37.441	33.726	33.472	2:14.720	191
6	29.374	36.501	32.425	32.785	2:11.085	191	5	29.702	37.165	33.152	33.832	2:13.851	188
7	29.417	36.414	32.142	32.340	2:10.313	194	6	29.840	37.276	33.290	33.729	2:14.135	190
							7	29.533	37.780	32.991	33.597	2:13.901	195
88 Joseph MARINIELLO (VIC) (14th)													
1	35.468	37.536	32.586	32.779	2:18.369	167	121 Reece OUGHTRED (VIC) (7th)						
2	29.478	36.861	32.379	32.919	2:11.637	192	1	34.696	36.534	32.548	33.088	2:16.866	170
3	29.545	36.598	32.842	32.860	2:11.845	194	2	29.230	36.402	32.847	33.267	2:11.746	193
4	29.900	36.941	32.386	32.553	2:11.780	191	3	30.060	36.566	33.066	32.797	2:12.489	189
5	29.385	36.331	32.189	32.738	2:10.643	195	4	29.480	36.429	32.634	32.733	2:11.276	187
6	29.354	36.603	32.921	33.422	2:12.300	191	5	29.409	36.729	32.378	32.406	2:10.922	189
7	29.456	36.893	32.592	33.230	2:12.171	193	6	29.040	37.080	33.018	33.292	2:12.430	195
							7	29.114	36.882	32.567	32.791	2:11.354	196
91 Taiyo AKSU (QLD) (13th)							279 Hayden NELSON (NSW) (20th)						
1	34.851	36.764	32.626	33.373	2:17.614	167	1	36.421	38.151	33.289	34.189	2:22.050	170
2	29.671	36.932	32.594	33.372	2:12.569	194	2	30.030	37.660	33.291	34.028	2:15.009	196
3	29.526	36.652	32.789	32.971	2:11.938	194	3	30.153	37.355	33.495	33.592	2:14.595	190
4	29.831	36.886	32.576	33.332	2:12.625	195	4	30.485	37.596	33.547	33.390	2:15.018	192
5	29.157	36.575	32.579	32.680	2:10.991	192	5	30.111	37.376	33.283	33.302	2:14.072	187
6	29.242	36.425	32.477	33.015	2:11.159	189	6	29.526	37.167	33.267	33.725	2:13.685	194
7	29.333	36.461	32.659	32.739	2:11.192	196	7	29.817	37.522	32.947	33.563	2:13.849	191
95 Matthew RINDEL (VIC) (24th)							355 Laura BROWN (NSW) (16th)						
1	36.086	38.065	33.146	34.340	2:21.637	175	1	35.257	36.678	32.862	33.201	2:17.998	174
2	30.236	38.205	33.377	33.807	2:15.625	194	2	29.595	37.352	32.865	33.664	2:13.476	198
3	30.116	37.915	33.488	33.512	2:15.031	193	3	29.793	37.598	33.468	33.113	2:13.972	189
4	30.156	38.106	33.406	33.867	2:15.535	193	4	30.024	37.469	33.047	33.273	2:13.813	187
5	29.768	37.573	33.638	33.911	2:14.890	195	5	29.637	37.450	33.036	33.315	2:13.438	188
6	30.368	37.271	33.416	33.687	2:14.742	193	6	29.579	37.557	32.865	33.564	2:13.565	196
7	29.875	37.673	33.530	33.744	2:14.822	194	7	29.620	37.020	32.824	33.455	2:12.919	192
97 Peter NERLICH (VIC) (19th)													
1	36.734	37.605	33.066	34.131	2:21.536	170							
2	30.130	37.478	32.951	34.535	2:15.094	196							

The results are provisional until the end of the time limit for protests and appeals.

Scott Laing
 Chief Timekeeper - Scott Laing

Tom Williams
 Race Director - Tom Williams

Paul Hinds
 Clerk of Course - Paul Hinds



www.computime.com.au
 COMPUTIME RACE TIMING SYSTEMS PTY LTD





The Bend Motorsports Park Round 7 : December 3 - 5



ASBK.COM.AU f t i y

DUNLOP SUPERSPORT 300 CHAMPIONSHIP

Race 1

Date: 04/12/21
Event: R01
Weather: Mostly sunny - Temp: 21.5C
Track: Dry - Temp: 43.7C

Started at: 14:57:59
Laps: 7
Starters: 28
Printed at: 15:22

PROVISIONAL FASTEST LAPS SEQUENCE

Lap	Race Pos	No	Name	Machine	Fastest Lap	On Lap
1	1	50	Carter THOMPSON (NSW)	Yamaha YZF-R3	2:12.887	1
2	1	50	Carter THOMPSON (NSW)	Yamaha YZF-R3	2:09.214	2

The results are provisional until the end of the time limit for protests and appeals.

Chief Timekeeper - Scott Laing

Race Director - Tom Williams

Clerk of Course - Paul Hinds



www.computime.com.au
COMPUTIME RACE TIMING SYSTEMS PTY LTD





The Bend Motorsports Park

Round 7 : December 3 - 5



ASBK.COM.AU f t i y

DUNLOP SUPERSPORT 300 CHAMPIONSHIP

Race 1

Date: 04/12/21
 Event: R01
 Weather: Mostly sunny - Temp: 21.5C
 Track: Dry - Temp: 43.7C

Started at: 14:57:59
 Laps: 7
 Starters: 28
 Printed at: 15:22

PROVISIONAL LAP SHEET

No	Lap Time	Gap	No	Lap Time	Gap	No	Lap Time	Gap	No	Lap Time	Gap			
Lap 1			88	2:11.637	7.905	Lap 4			51	2:13.570	18.614	59	2:10.176	3.478
50	2:12.887		91	2:12.569	8.082	69	2:09.949		355	2:13.438	18.972	72	2:10.313	3.739
39	2:13.613	.726	355	2:13.476	9.373	13	2:13.633	19.242	13	2:13.633	19.242	16	2:10.977	4.004
69	2:13.634	.747	25	2:12.422	9.875	36	2:09.698	3.035	97	2:13.851	26.379	22	2:10.349	4.058
72	2:15.081	2.194	51	2:12.459	10.297	59	2:10.751	3.347	12	2:14.204	26.657	36	2:17.677	11.319
59	2:15.189	2.302	58	2:13.743	10.786	72	2:10.866	3.497	32	2:14.024	26.683	121	2:11.354	12.290
36	2:15.358	2.471	13	2:12.915	10.828	16	2:10.207	3.889	58	2:15.706	26.867	3	2:11.073	12.554
22	2:15.525	2.638	12	2:14.254	14.053	22	2:10.922	4.052	279	2:14.072	27.019	11	2:12.123	12.674
16	2:15.944	3.057	97	2:15.094	14.529	35	2:11.418	8.045	63	2:13.913	27.195	25	2:11.784	12.938
121	2:16.866	3.979	279	2:15.009	14.958	121	2:11.276	8.865	95	2:14.890	28.993	35	2:11.719	12.998
66	2:17.086	4.199	95	2:15.625	15.161	11	2:11.070	9.016	45	2:15.207	33.315	66	2:12.096	13.177
35	2:17.383	4.496	32	2:15.268	15.507	66	2:11.030	9.314	57	2:15.561	33.654	91	2:11.192	13.295
91	2:17.614	4.727	63	2:15.171	15.707	3	2:11.635	9.756	39	2:13.646	1:21.743	88	2:12.171	13.952
11	2:17.782	4.895	45	2:16.048	17.256	88	2:11.780	10.119				51	2:13.292	24.233
355	2:17.998	5.111	57	2:15.962	17.431	25	2:10.918	10.948	Lap 6			355	2:12.919	24.388
88	2:18.369	5.482	Lap 3			91	2:12.625	11.234	69	2:09.767		13	2:12.996	24.610
3	2:18.700	5.813	50	2:09.603		51	2:13.426	15.257	16	2:10.404	4.328	12	2:13.920	33.138
58	2:19.144	6.257	69	2:10.279	1.859	355	2:13.813	15.747	59	2:11.024	4.603	97	2:13.901	33.347
25	2:19.554	6.667	39	2:10.555	2.073	13	2:13.157	15.822	72	2:11.085	4.727	279	2:13.849	33.485
51	2:19.939	7.052	59	2:10.704	4.404	58	2:17.790	21.374	36	2:09.983	4.943	58	2:13.773	33.621
13	2:20.014	7.127	72	2:09.951	4.439	12	2:14.981	22.666	22	2:10.303	5.010	63	2:13.698	33.763
97	2:21.536	8.649	22	2:10.810	4.938	97	2:14.720	22.741	11	2:12.235	11.852	32	2:13.559	33.933
95	2:21.637	8.750	36	2:10.397	5.145	32	2:14.588	22.872	121	2:12.430	12.237	95	2:14.822	37.489
12	2:21.900	9.013	16	2:10.396	5.490	279	2:15.018	23.160	66	2:12.282	12.382	45	2:14.529	41.670
279	2:22.050	9.163	35	2:11.386	8.435	63	2:14.466	23.495	25	2:11.464	12.455	57	2:15.171	42.693
32	2:22.340	9.453	121	2:12.489	9.397	95	2:15.535	24.316	35	2:13.430	12.580	39	2:11.577	1:24.777
63	2:22.637	9.750	11	2:12.442	9.754	57	2:16.130	28.306	3	2:12.152	12.782			
45	2:23.309	10.422	3	2:12.386	9.929	45	2:16.293	28.321	88	2:12.300	13.082			
57	2:23.570	10.683	66	2:12.827	10.092	39	3:28.045	1:18.310	91	2:11.159	13.404			
Lap 2			88	2:11.845	10.147	Lap 5			51	2:13.395	22.242			
50	2:09.214		91	2:11.938	10.417	69	2:10.213		355	2:13.565	22.770			
39	2:09.609	1.121	25	2:11.566	11.838	59	2:10.212	3.346	13	2:13.440	22.915			
69	2:09.650	1.183	51	2:12.945	13.639	72	2:10.125	3.409	12	2:13.629	30.519			
59	2:10.215	3.303	355	2:13.972	13.742	16	2:10.015	3.691	97	2:14.135	30.747			
22	2:10.307	3.731	13	2:13.248	14.473	22	2:10.635	4.474	279	2:13.685	30.937			
72	2:11.111	4.091	58	2:14.209	15.392	36	2:11.905	4.727	58	2:14.049	31.149			
36	2:11.094	4.351	12	2:15.043	19.493	35	2:11.085	8.917	63	2:13.938	31.366			
16	2:10.854	4.697	97	2:14.903	19.829	11	2:10.581	9.384	32	2:14.759	31.675			
121	2:11.746	6.511	279	2:14.595	19.950	121	2:10.922	9.574	95	2:14.742	33.968			
35	2:11.370	6.652	32	2:14.188	20.092	66	2:10.766	9.867	45	2:14.894	38.442			
66	2:11.883	6.868	95	2:15.031	20.589	3	2:10.854	10.397	57	2:14.936	38.823			
11	2:11.234	6.915	63	2:14.733	20.837	88	2:10.643	10.549	39	2:12.525	1:24.501			
3	2:10.547	7.146	45	2:16.183	23.836	25	2:10.023	10.758	Lap 7					
			57	2:16.156	23.984	91	2:10.991	12.012	69	2:11.301				

The results are provisional until the end of the time limit for protests and appeals.

Scott Laing
 Chief Timekeeper - Scott Laing

Tom Williams
 Race Director - Tom Williams

Paul Hinds
 Clerk of Course - Paul Hinds



www.computime.com.au
 COMPUTIME RACE TIMING SYSTEMS PTY LTD





The Bend Motorsports Park

Round 7 : December 3 - 5



ASBK.COM.AU f t i y

DUNLOP SUPERSPORT 300 CHAMPIONSHIP

Race 1

Date: 04/12/21
 Event: R01
 Weather: Mostly sunny - Temp: 21.5C
 Track: Dry - Temp: 43.7C

Started at: 14:57:59
 Laps: 7
 Starters: 28
 Printed at: 15:22

PROVISIONAL LAP CHART

Name	Grid	1	2	3	4	5	6	7	Name
B. BAKER	70	50	50	50	90	90	90	90	A. McDONALD
C. THOMPSON	50	39	39	69	36	59	16	59	T. DRANE
G. NELSON	39	69	69	39	59	72	59	72	B. BAKER
A. McDONALD	69	72	59	59	72	16	72	16	J. JACOBS
T. DRANE	59	59	22	72	16	22	36	22	Z. JOHNSON
Z. JOHNSON	22	36	72	22	22	36	22	36	A. GRENFELL
B. DEMMERY	11	22	36	36	35	35	11	121	R. OUGHTRED
A. GRENFELL	36	16	16	16	121	11	121	3	C. DUNKER
J. JACOBS	16	121	121	35	11	121	66	11	B. DEMMERY
J. MARINIELLO	88	66	35	121	66	66	25	25	B. GAWITH
M. SIMPSON	66	35	66	11	3	3	35	35	V. FLEMING
V. FLEMING	35	91	11	3	88	88	3	66	M. SIMPSON
T. AKSU	91	11	3	66	25	25	88	91	T. AKSU
C. DUNKER	3	355	88	88	91	91	91	88	J. MARINIELLO
R. OUGHTRED	121	88	91	91	51	51	51	51	S. PEZZETTA
B. GAWITH	25	3	355	25	355	355	355	355	L. BROWN
S. PEZZETTA	51	58	25	51	13	13	13	13	J. SIMPSON
J. SIMPSON	13	25	51	355	58	97	12	12	H. SNELL
L. BROWN	355	51	58	13	12	12	97	97	P. NERLICH
L. QUINN	58	13	13	58	97	32	279	279	H. NELSON
J. RUSSO	32	97	12	12	32	58	58	58	L. QUINN
M. RINDEL	95	95	97	97	279	279	63	63	C. CLEGG
P. NERLICH	97	12	279	279	63	63	32	32	J. RUSSO
H. NELSON	279	279	95	32	95	95	95	95	M. RINDEL
C. CLEGG	63	32	32	95	57	45	45	45	J. PORT
O. SIMPSON	15	63	63	63	45	57	57	57	C. ROWNTREE
H. SNELL	12	45	45	45	39	39	39	39	G. NELSON
C. ROWNTREE	57	57	57	57					
J. PORT	45								

The results are provisional until the end of the time limit for protests and appeals.

Scott Lang
 Chief Timekeeper - Scott Lang

Tom Williams
 Race Director - Tom Williams

Paul Hinds
 Clerk of Course - Paul Hinds



www.computime.com.au
 COMPUTIME RACE TIMING SYSTEMS PTY LTD





The Bend Motorsports Park

Round 7 : December 3 - 5



ASBK.COM.AU f t i y

DUNLOP SUPERSPORT 300 CHAMPIONSHIP

Race 1

Date: 04/12/21
 Event: R01
 Weather: Mostly sunny - Temp: 21.5C
 Track: Dry - Temp: 43.7C

Started at: 14:57:59
 Laps: 7
 Starters: 28
 Printed at: 15:23


PROVISIONAL BEST PARTIAL TIMES

Pos	Split 1		Split 2		Split 3		Split 4		LAP		Ideal	Fastest
	Name	Time	Name	Time	Name	Time	Name	Time	Name			
1	B. GAWITH	28.607	T. DRANE	35.989	C. THOMPSON	31.543	C. THOMPSON	32.034	C. THOMPSON	2:08.744	2:09.214	
2	Z. JOHNSON	28.659	A. GRENFELL	36.009	G. NELSON	31.632	B. BAKER	32.323	A. GRENFELL	2:09.082	2:09.698	
3	A. GRENFELL	28.759	C. THOMPSON	36.014	A. McDONALD	31.639	A. McDONALD	32.345	G. NELSON	2:09.108	2:09.609	
4	B. BAKER	28.875	G. NELSON	36.023	A. GRENFELL	31.865	R. OUGHTRE	32.406	A. McDONALD	2:09.326	2:09.650	
5	J. JACOBS	28.898	Z. JOHNSON	36.086	M. SIMPSON	31.978	G. NELSON	32.407	Z. JOHNSON	2:09.328	2:10.303	
6	R. OUGHTRE	29.040	J. JACOBS	36.111	B. DEMMERY	31.981	T. DRANE	32.426	B. BAKER	2:09.523	2:09.951	
7	G. NELSON	29.046	A. McDONALD	36.119	C. DUNKER	31.999	A. GRENFELL	32.449	T. DRANE	2:09.552	2:10.176	
8	M. SIMPSON	29.075	B. BAKER	36.183	T. DRANE	32.042	J. JACOBS	32.458	J. JACOBS	2:09.615	2:10.015	
9	B. DEMMERY	29.076	V. FLEMING	36.193	Z. JOHNSON	32.062	Z. JOHNSON	32.521	B. GAWITH	2:09.751	2:10.023	
10	T. DRANE	29.095	B. GAWITH	36.195	B. BAKER	32.142	C. DUNKER	32.535	M. SIMPSON	2:09.842	2:10.766	
11	C. THOMPSON	29.153	M. SIMPSON	36.219	J. JACOBS	32.148	J. MARINIELL	32.553	B. DEMMERY	2:10.161	2:10.581	
12	T. AKSU	29.157	J. MARINIELL	36.331	J. MARINIELL	32.189	M. SIMPSON	32.570	C. DUNKER	2:10.209	2:10.547	
13	A. McDONALD	29.223	C. DUNKER	36.364	B. GAWITH	32.228	V. FLEMING	32.605	R. OUGHTRE	2:10.226	2:10.922	
14	C. DUNKER	29.311	R. OUGHTRE	36.402	V. FLEMING	32.314	T. AKSU	32.680	J. MARINIELL	2:10.427	2:10.643	
15	J. MARINIELL	29.354	B. DEMMERY	36.412	R. OUGHTRE	32.378	B. DEMMERY	32.692	V. FLEMING	2:10.625	2:11.085	
16	L. QUINN	29.509	T. AKSU	36.425	T. AKSU	32.477	B. GAWITH	32.721	T. AKSU	2:10.739	2:10.991	
17	V. FLEMING	29.513	L. BROWN	36.678	H. SNELL	32.748	L. QUINN	33.065	L. BROWN	2:12.194	2:12.919	
18	H. NELSON	29.526	J. SIMPSON	36.694	S. PEZZETTA	32.755	J. SIMPSON	33.108	J. SIMPSON	2:12.212	2:12.915	
19	P. NERLICH	29.533	S. PEZZETTA	36.838	L. BROWN	32.824	L. BROWN	33.113	S. PEZZETTA	2:12.293	2:12.459	
20	S. PEZZETTA	29.552	C. CLEGG	36.973	J. SIMPSON	32.836	S. PEZZETTA	33.148	L. QUINN	2:12.721	2:13.743	
21	J. SIMPSON	29.574	H. SNELL	36.975	H. NELSON	32.947	C. CLEGG	33.198	H. SNELL	2:12.885	2:13.629	
22	L. BROWN	29.579	J. RUSSO	37.087	P. NERLICH	32.951	H. NELSON	33.302	C. CLEGG	2:12.921	2:13.698	
23	C. CLEGG	29.671	L. QUINN	37.100	J. RUSSO	33.033	H. SNELL	33.332	H. NELSON	2:12.942	2:13.685	
24	M. RINDEL	29.768	P. NERLICH	37.165	L. QUINN	33.047	J. RUSSO	33.360	P. NERLICH	2:13.121	2:13.851	
25	H. SNELL	29.830	H. NELSON	37.167	C. CLEGG	33.079	P. NERLICH	33.472	J. RUSSO	2:13.469	2:13.559	
26	J. PORT	29.962	M. RINDEL	37.271	M. RINDEL	33.146	M. RINDEL	33.512	M. RINDEL	2:13.697	2:14.742	
27	J. RUSSO	29.989	C. ROWNTRE	37.479	J. PORT	33.379	J. PORT	33.560	J. PORT	2:14.439	2:14.529	
28	C. ROWNTRE	29.998	J. PORT	37.538	C. ROWNTRE	33.405	C. ROWNTRE	33.796	C. ROWNTRE	2:14.678	2:14.936	

The results are provisional until the end of the time limit for protests and appeals.


 Chief Timekeeper - Scott Lang


 Race Director - Tom Williams


 Clerk of Course - Paul Hinds



www.computime.com.au
 COMPUTIME RACE TIMING SYSTEMS PTY LTD





The Bend Motorsports Park

Round 7 : December 3 - 5



ASBK.COM.AU f t i y

AUSTRALIAN SUPERSPORT 300 CHAMPIONSHIP PROVISIONAL PROGRESSIVE CHAMPIONSHIP POINTS

AUSTRALIAN SUPERSPORT 300 CHAMPIONSHIP

Pos	No	Name	Machine	Rnd 2 Wint	Rnd 3 W/fld	Rnd 7 Pole	Rnd 7 Race 1	Total
1	72	Ben BAKER	Yamaha	60	76		18	154
2	22	Zac JOHNSON	Kawasaki	41	60		16	117
3	121	Reece OUGHTRED	Yamaha	50	48		14	112
4	3	Cameron DUNKER	Yamaha	37	49		13	99
5	11	Brandon DEMMERY	Yamaha	33	41		12	86
6	69	Archie McDONALD	Yamaha		51		25	76
7	50	Carter THOMPSON	Yamaha	76				76
8	78	Caleb GILMORE	Yamaha	41	34			75
9	59	Tom DRANE	Yamaha	54			20	74
10	88	Joseph MARINIELLO	Kawasaki	40	11		7	58
11	36	Angus GRENFELL	Yamaha		41		15	56
12	39	Glenn NELSON	Yamaha	10	41			51
13	97	Peter NERLICH	Kawasaki	26	21		2	49
14	99	Jacob HATCH	Yamaha	24	22			46
15	16	James JACOBS	Kawasaki	28			17	45
16	20	Jonathan NAHLOUS	Yamaha	5	35			40
17	47	Zylas BUNTING	Kawasaki	11	28			39
18	58	Lucas QUINN	Yamaha	15	18			33
19	49	Jake FARNSWORTH	Kawasaki	16	15			31
20	95	Matthew RINDEL	Yamaha	28				28
21	63	Clay CLEGG	Yamaha	20	6			26
22	25	Brodie GAWITH	Yamaha	3	11		11	25
23	110	Zakary PETTENDY	Yamaha	17	6			23
24	32	Jai RUSSO	Yamaha		16			16
25	355	Laura BROWN	Yamaha	4	5		5	14
26	35	Varis FLEMING	Yamaha		2		10	12
27	91	Taiyo AKSU	Yamaha	2	2		8	12
28	181	Liam WATERS	Yamaha		10			10
29	66	Mitchell SIMPSON	Yamaha				9	9
30	7	Zane KINNA	Yamaha	7				7
31	51	Sam PEZZETTA	Yamaha				6	6
32	13	Jordan SIMPSON	Yamaha				4	4
33	12	Henry SNELL	Yamaha	1			3	4
34	279	Hayden NELSON	Yamaha				1	1

Scott Laing
Chief Timekeeper - Scott Laing

Tom Williams
Race Director - Tom Williams

Paul Hinds
Clerk of Course - Paul Hinds



www.computime.com.au
COMPUTIME RACE TIMING SYSTEMS PTY LTD





The Bend Motorsports Park Round 7 : December 3 - 5



ASBK.COM.AU f t i y

DUNLOP SUPERSPORT 300 CHAMPIONSHIP

Race 1


Date: 04/12/21
Event: R01
Weather: Mostly sunny - Temp: 21.5C
Track: Dry - Temp: 43.7C

Started at: 14:57:59
Laps: 7
Starters: 28
Printed at: 15:23


PROVISIONAL RACE INFORMATION

Time	Description
14:49:59	Pit exit open for sighting lap for 1:00
14:51:00	Pit exit closed
14:51:19	SIGHTING LAP IN PROGRESS
14:54:37	WARM UP LAP STARTED
14:57:59	Event Start
15:01:39	NO JUMP STARTS
15:05:59	Rider 39 (Glenn NELSON) CRASHED TURN 6 - RIDER UP
15:06:48	Rider 50 (Carter THOMPSON) CRASHED TURN 14 - RIDER UP
15:08:21	Rider 39 (Glenn NELSON) RESUMED
15:13:14	Chequered Flag
15:14:44	Event Finish


The results are provisional until the end of the time limit for protests and appeals.



Chief Timekeeper - Scott Lang



Race Director - Tom Williams



Clerk of Course - Paul Hinds



www.computime.com.au
COMPUTIME RACE TIMING SYSTEMS PTY LTD

